

# OverDrive®

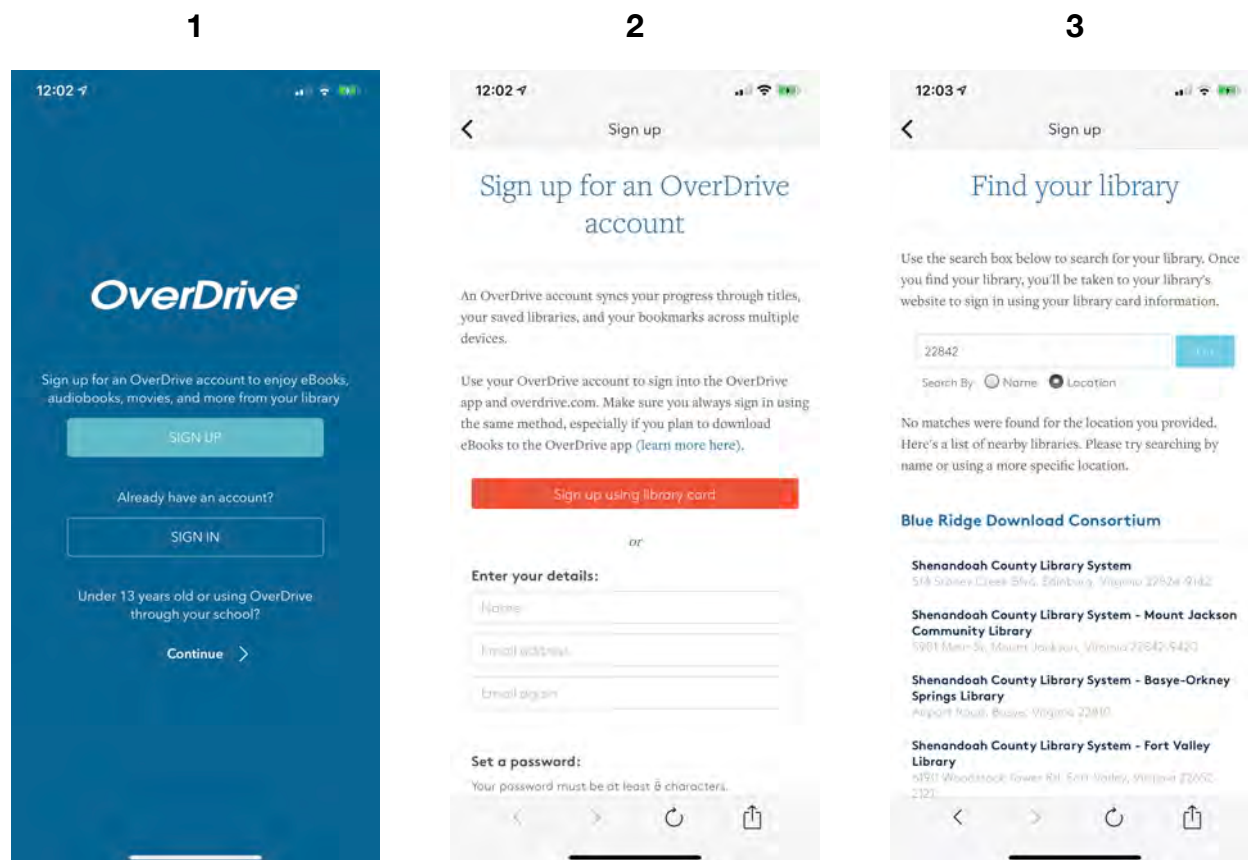
## Introduction to OverDrive for Apple, Android, and Kindle Fire Devices

### What is OverDrive?

OverDrive is the name of both the service and the app that allows library patrons to checkout ebooks and audiobooks and download them to their portable devices. Download the app to your phone or tablet by visiting your device's app store and searching for "OverDrive."

### How do I sign up?

Once you've downloaded the app, follow the prompt asking you to "Sign Up." (1) Select "Sign Up Using Library Card" from the next screen (2) and search for and select the Shenandoah County Library System on any subsequent screens (3).

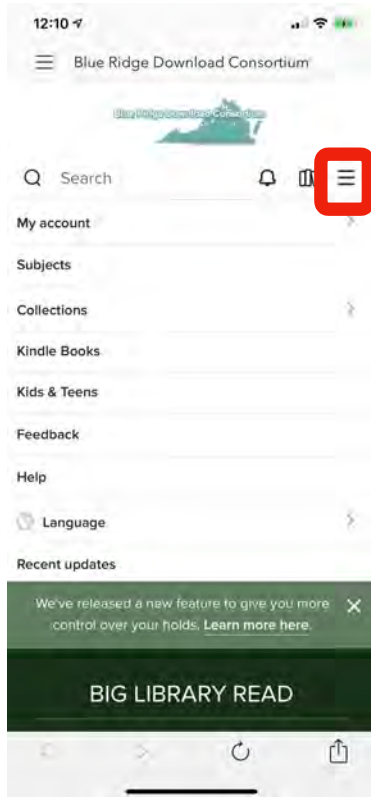


Enter your Shenandoah County Library card number—no spaces or dashes—when prompted.

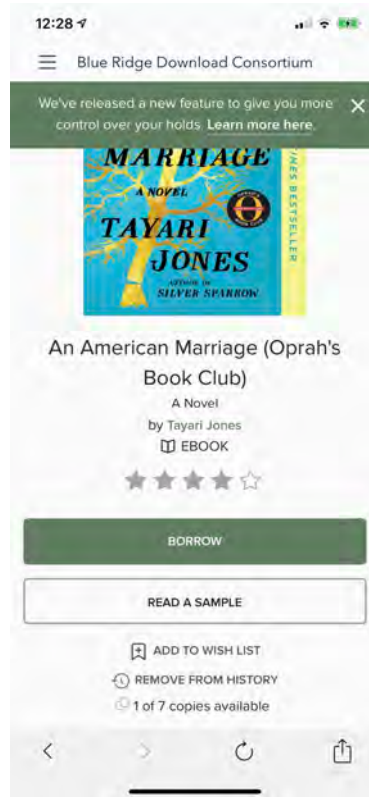
### ***How do I checkout ebooks and audiobooks?***

Use the search box to locate specific authors or titles, and select the indicated Menu icon (circled below) to browse by subject, genre or format (1). Select “Borrow” once you’ve located a title or “Place Hold” if the title is unavailable (2). On the subsequent screen, select “Download EPUB Book” or “MP3 Audiobook” to read/listen to the title within the app, or select “Read Now with Kindle” to send an ebook to another device (3).

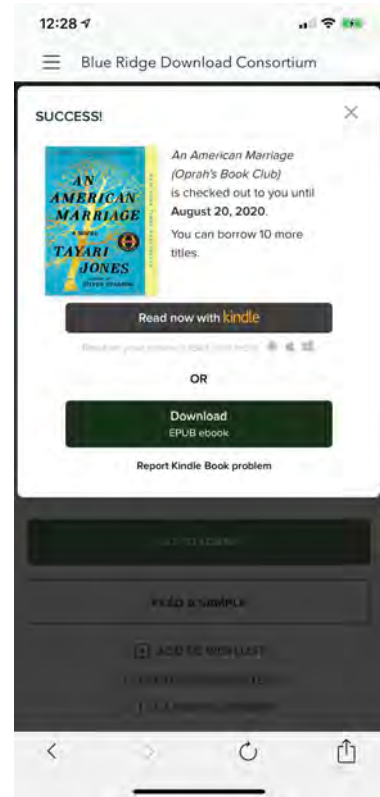
1



2



3



### ***How do I access ebooks and audiobooks I have checked out?***

Select either the Library or the upper-right Menu icon (indicated on the next page) to access your bookshelf. Selecting the Menu icon also will allow you to change app settings or review audiobook files as they download to your device.

